









2021 Overall Scoreboard

Corporate Cup - Division 1

| PLACE | TEAM NAME | OVERALL POINTS |
|-------|---|----------------|
| 1 |  Beverage Distributors | 93 |
| 2 |  LAKETEC | 64 |
| 3 |  BEVCORP | 64 |
| 4 |  EQUITABLE ADVISORS | 54 |
| 5 |  CLEVELAND RESEARCH COMPANY | 50 |
| 6 |  amHIGLEY <i>Beyond Bricks and Mortar</i> | 43 |
| 7 |  Gilbane | 36 |
| 8 |  Cleveland Steel Container / Pipeline Packaging | 30 |


| | | | |
|-----------|---|----------------------|----|
| 9 |  | Marketplace Strategy | 29 |
| 10 |  | Hinkley Lighting | 26 |
| 11 |  | Splash Financial | 22 |
| 12 |  | NSL Analytical | 19 |


Corporate Cup - Division 2

| PLACE | | TEAM NAME | OVERALL POINTS |
|----------|---|-------------------------------|----------------|
| 1 |  | Redwood | 66 |
| 2 |  | Weltman, Weinberg & Reis, Co. | 66 |
| 3 |  | Jergens | 60 |
| 4 |  | Conn-Selmer | 54 |

| | | | |
|----|---|---------------------------------|----|
| 5 |  | Fives North American Combustion | 48 |
| 6 |  | State Industrial Products | 48 |
| 7 |  | iDesign | 41 |
| 8 |  | TruWest Company | 37 |
| 9 |  | Oswald Companies | 36 |
| 10 |  | Eberhard Manufacturing | 29 |
| 11 |  | Trimble | 5 |

Corporate Cup - Division 3

| PLACE | TEAM NAME | OVERALL POINTS | |
|-------|---|----------------|----|
| 1 |  | Swagelok | 79 |

| | | | |
|---|---|------------------------|----|
| 2 |  | Parker Hannifin | 76 |
| 3 |  | MRI Software | 71 |
| 4 |  | Cavaliers Holdings LLC | 67 |
| 5 |  | Airgas | 41 |
| 6 |  | Cleveland Metroparks | 38 |
| 7 |  | CMHA | 37 |
| 8 |  | NEORS D | 23 |
| 9 |  | Aerotek | 22 |