









Carnival Challenge Scores

Corporate Cup - Division 1

PLACE		TEAM NAME	POINTS
1		Beverage Distributors	10
2		Bevcorp	8
3		LAKETEC	6
4		Hinkley Lighting	4
5		Equitable Advisors	3
6		Cleveland Steel Container / Pipeline Packaging	2
0		A.M. Higley	1
0		Cleveland Research Company	1

0		NSL Analytical	1
0		Gilbane Building Company	1
0		Splash Financial	1

Corporate Cup - Division 2

PLACE		TEAM NAME	POINTS
1		Weltman, Weinberg & Reis, Co.	10
2		Redwood	8
3		Fives North American Combustion	6
4		Conn-Selmer	4
5		Jergens	3

6		iDesign	2
---	---	---------	---

0		TruWest Company	1
---	---	-----------------	---



TruWest Company

1

0		State Industrial Products	1
---	---	---------------------------	---



State Industrial Products

1

0		Oswald Companies	1
---	---	------------------	---



Oswald Companies

1

Corporate Cup - Division 3

PLACE	TEAM NAME	POINTS
-------	-----------	--------

1		Aerotek	10
---	---	---------	----



Aerotek

10

2		MRI Software	8
---	---	--------------	---



MRI Software

8

3		Cleveland Metroparks	6
---	---	----------------------	---



Cleveland Metroparks

6

4		Parker Hannifin	4
---	---	-----------------	---



Parker Hannifin

4

5



Airgas

3

6



Swagelok

2

0



CMHA

1